



colegio  
SAN JOSÉ  
DE CALASANZ  
Educación Infantil

WINNIE THE WITCH  
4 AÑOS



4 AÑOS



## LESSON 1

### MATERIALS:

- Book "Winnie the witch".
  - Story Sack.
  - Video:  
<https://www.youtube.com/watch?v=3jO5Omszt74>

### HOW TO DO IT:


- Introducing the story (Mystery Box)
  - What colour is ...?
  - How many/How much..?
  - What is that...?
  - Where is..?
  - ...
- Tell the story.
- Ask questions about the story.

### VOCABULARY:

- Colours.
- Parts of the house.
- Cat.
- Witch.
- Magic wand.

### STRUCTURE:

- What...?
- How many...
- Where..?
- Is.../are...





## LESSON 2

### MATERIALS:

- Black card.
- Glue.
- Stickers.
- Ribbons.
- Glitter.
- Plate.

### VOCABULARY:

- Black card.
- Glue.
- Stickers.
- Ribbons.
- Glitter.
- Plate.

### HOW TO DO IT:

- Make your own hat.
- Decorate your hat.


#### Make a Winnie the Witch hat!

You will need:

- Scissors
- Colouring materials
- Elastic

Instructions:

- Colour in your Winnie the Witch hat.
- Cut carefully along the hat outline.
- Cut along the black line on the left hand side of your hat to make a slit.
- Guide the flap on the right hand side through the slit on the left hand side to assemble your hat.
- Make two holes indicated by the two circles.
- Knot elastic through these two holes to make a chin strap.



Korky Paul's magical tips

- Use your imagination – make magic with your drawing!
- Make outlines with a dark colour.
- Colour in with a light colour.

[www.winnie-the-witch.com](http://www.winnie-the-witch.com)

### STRUCTURE:

- Glue...
- Take...
- Tidy up!.







colegio

**SAN JOSÉ  
DE CALASANZ**  
Educación Infantil

WINNIE THE WITCH  
4 AÑOS

## LESSON 3

### MATERIALS:

- Song:  
<https://www.youtube.com/watch?v=AWkVFcwHeus&nohtml5=False>
- Mystery Box.

### HOW TO DO IT:


- Sing the song with mimics.
- Play to mystery box.

### VOCABULARY:

- Hat.
- Winnie the witch.
- Mystery box.
- Objects.

### STRUCTURE:

- Let's play...
- Put your hand inside the mystery box.
- Let's sing a song!
- Tidy up!





## LESSON 4

### MATERIALS:

- Book "Winnie the witch"
- Story sack.
- Video:  
<https://www.youtube.com/watch?v=3jO5Omszt74>

### HOW TO DO IT:


- Remember the story.
- Tell the story and wait for them to complete the words you want to say.

### VOCABULARY:

- Colours.
- Parts of the house.
- Cat.
- Witch.
- Magic wand.

### STRUCTURE:

- What...?
- How many...
- Where..?
- Is.../are...





## LESSON 5

### MATERIALS:

- Song:
  - <https://www.youtube.com/watch?v=AWkVFcwHeus&nohtml5=False>
- Memory cards.

### HOW TO DO IT:

- Sing the song with mimics.
- Play the memory game in groups.

### VOCABULARY:

- Colours.
- Parts of the body.

### STRUCTURE:

- Let's sing the song.
- Let's play!
- Where is...?
- Is this the same?





## LESSON 6

### MATERIALS:

- Card.
- Sticks.
- Paint.
- Scissors.
- Glue.

### VOCABULARY:

- Card.
- Sticks.
- Paint.
- Scissors.
- Glue.

### HOW TO DO IT:

- Make your own witch with.

### STRUCTURE:

- Glue...
- Cut...
- Tidy up!





## LESSON 7

### MATERIALS:

- Colours.
- Stickers.
- Glue.
- Paper.
- Star.
- Stick.
- Glitter.
- Card.

### VOCABULARY:

- Colours.
- Magic wand.
- Witch.
- Stickers.
- Glue.
- Paper.
- Star.
- Stick.
- Glitter.
- Card.

### HOW TO DO IT:

- Make your own magic wand.

### Make Your Own Magic Wand



### STRUCTURE:

- Let's make...
- Glue...
- Take...
- Tidy up!







## LESSON 8

### MATERIALS:

- Their feet.
- Paint.
- Cards.
- "limpia pipas"
- Wool.
- ...

### HOW TO DO IT:

- Make Winnie the witch.



### VOCABULARY:

- Feet.
- Paint.
- Card.
- Colours.
- Wool.

### STRUCTURE:

- Let's make...
- Glue...
- Take...
- Tidy up!





## LESSON 9

### MATERIALS:

- Plate.
- Cards.
- Glue.
- Parts of the body.

### VOCABULARY:

- Ears.
- Eyes.
- Nose.
- Mouth.
- Body.
- Tail.
- Plate.
- Card.
- Glue.
- Wilbur.

### HOW TO DO IT:

- Make Wilbur cat in your group to decorate English Corner.

### STRUCTURE:

- Let's make...
- Glue...
- Take...
- Tidy up!





## LESSON 10

### MATERIALS:

- Donnuts.
- Pretzel.
- M&M's.
- Chocolate.

### HOW TO DO IT:

- Make the recipe.

### VOCABULARY:

- Donnuts.
- Pretzel.
- M&M's.
- Chocolate.

### STRUCTURE:

- Let's make a recipe!

